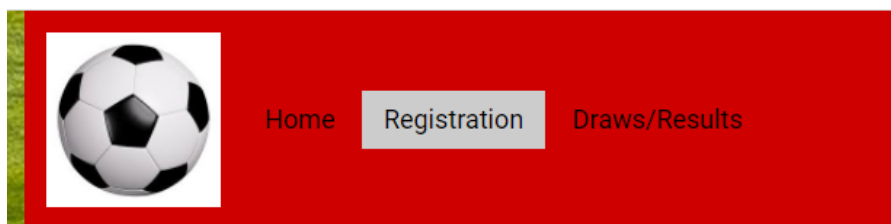


MyCOMET Registration via a Direct Link

1. Select the registration link on your club / school website

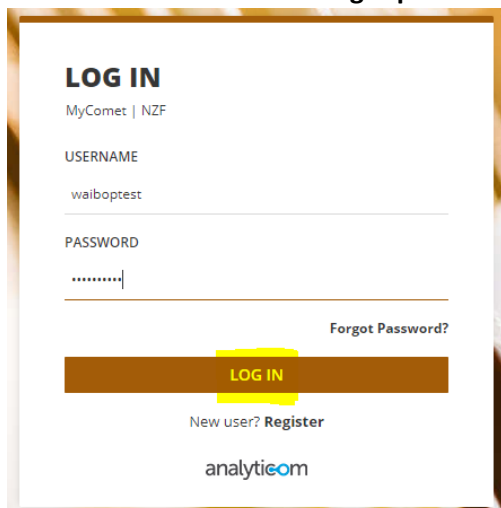


Test Registration

Youth Football: [Click here](#) to register

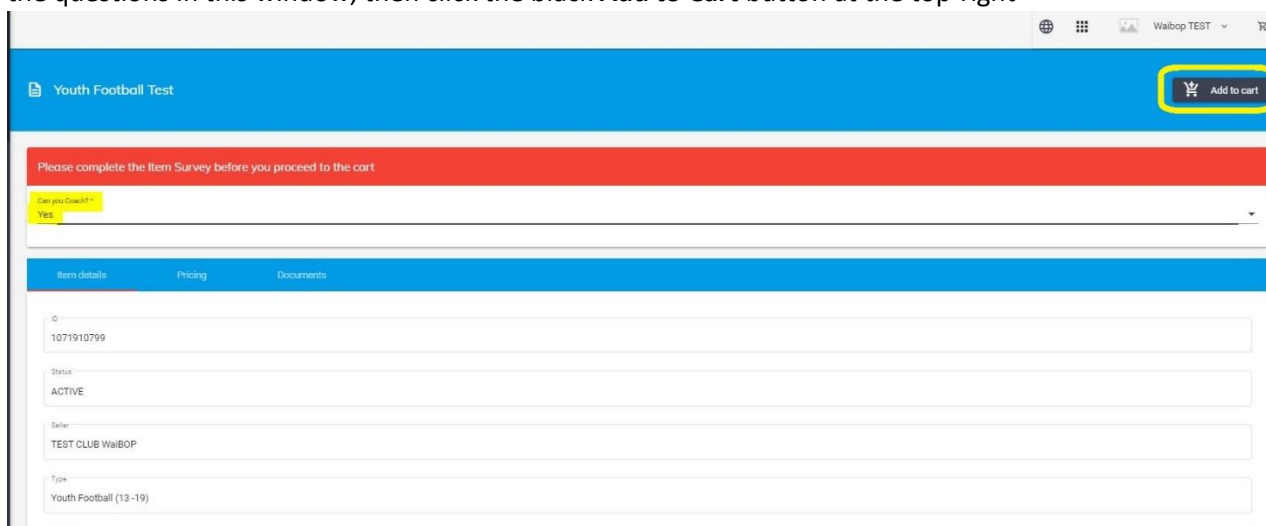
Senior Football: [Click here](#) to register

2. On the MyCOMET sign-in page enter your member username and password and click the **Login** button. (If unsure of UN or PW click **Forgot password?**; or if new to football click **Register** to create a MyCOMET profile)

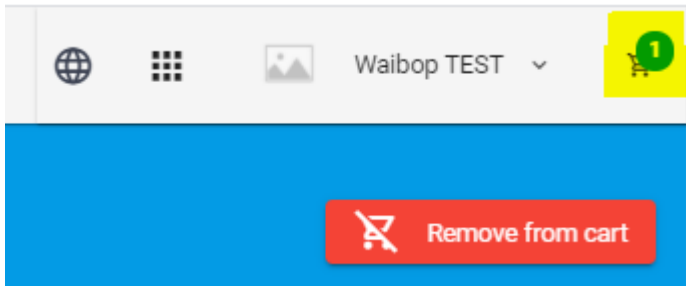
A screenshot of the MyCOMET login page. The page has a white background with a gold border. At the top left is the text "LOG IN" and "MyComet | NZF". Below this are two input fields: "USERNAME" with the text "waibopstest" and "PASSWORD" with a masked password ".....". To the right of the password field is a link "Forgot Password?". Below the fields is a large blue "LOG IN" button. Underneath the button is the text "New user? Register" and the "analyticom" logo.

*Note: If you need to complete your profile you will be prompted to do this prior to being able to register. Click the **Edit** button to update your personal details, or the **Add** button to update your Contacts. Don't forget to click **SAVE** to keep the changes!*

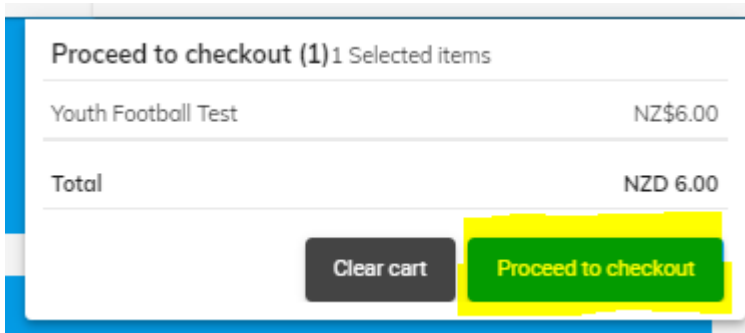
3. As your club / school has created direct links for their registration items, you'll be taken directly to the information page of the specific item you're purchasing. If an **Item Survey** pop-up window appears, answer the questions in this window, then click the black **Add to Cart** button at the top-right

A screenshot of a web browser window. The browser's address bar shows "Waibop TEST". The page title is "Youth Football Test". In the top right corner, there is a blue button with a shopping cart icon and the text "Add to cart", which is highlighted with a yellow box. Below the header is a red banner with the text "Please complete the Item Survey before you proceed to the cart". Below this is a survey question "Can you Coach?" with a dropdown menu showing "Yes". At the bottom, there is a table with item details: ID (1071910799), Status (ACTIVE), Seller (TEST CLUB WaibOP), and Type (Youth Football (13-19)).

4. The item will be added to your shopping cart (you'll notice a '1' has appeared in the cart). To proceed to the checkout click this **Shopping Cart** icon at the top-right of page.



5. Then click the blue **Proceed to Checkout** button in the pop-up window at the top-right of page



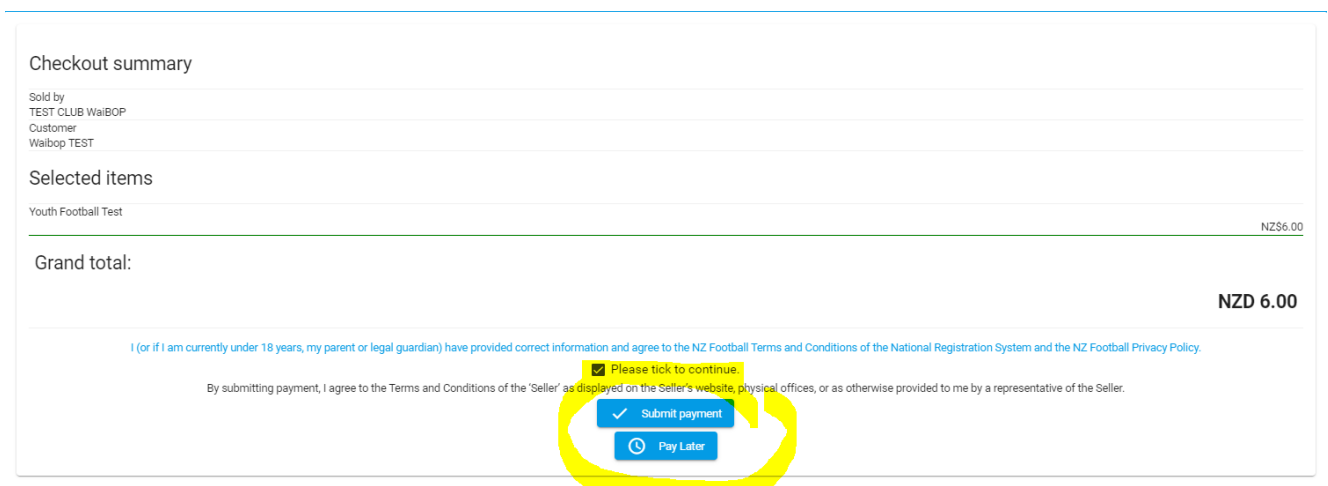
6. Tick the **checkbox** to agree to the NZF Terms & Conditions at the bottom of the page.

I (or if I am currently under 18 years, my parent or legal guardian) have provided correct information and agree to the NZ Football Terms and Conditions of the National Registration System and the NZ Football Privacy Policy.

Please tick to continue.

By submitting payment, I agree to the Terms and Conditions of the 'Seller' as displayed on the Seller's website, physical offices, or as otherwise provided to me by a representative of the Seller.

7. Select the appropriate payment model – **Submit Payment or Pay Later** (this will vary from club to club). If making payment, complete the transaction via credit card or online eftpos (not all banks offer online eftpos).
Note: If you select Submit Payment and you then see an error message that the 'seller account is not valid' then your club has not set themselves up to receive online payments and you will need to select the Pay Later option to complete registration.
- *If your club / school is not taking payment via MyCOMET they may create a 'free' registration item (this doesn't mean it is free to play football this season), but it does mean that once you've ticked the NZF Terms & Conditions checkbox a **Finish** button will appear at the bottom of the page. To complete registration simply click this button.*



8. Registration complete. You'll get an email confirming your registration. If you don't receive an email, please check your junk / spam folder.